



Mighty Mouse Connectors with Size #8 Quadrax, Twinax, Coax or Power Contacts

Size #8 75 Ohm Coax Contacts 852-056-01 and 852-057-01

K

Size #8 coax contacts for 75 ohm video cable



Size 8 coax contacts fit aerospace-grade digital video cable. 75 ohm nominal impedance. 0-4 GHz frequency range. Crimp termination. Supplied as unassembled kit with contact body, center contact, outer ferrule and optional sealing boot. These snap-in, rear-release contacts fit Glenair Series 80 Mighty Mouse connectors and MIL-DTL-38999 Series I, III and IV connectors with size 8 contact cavities. Use with aerospace-grade video cable shown on next page. Gold-plated copper alloy, Teflon® insulator.

Fig.	Contact Type	Part Number Contact Only	Part Number Contact and Sealing Boot	Sealing Boot
Fig. 1	Pin	852-056-01	852-056-01F	859-042-01
Fig. 2	Socket	852-057-01	852-057-01F	859-042-01

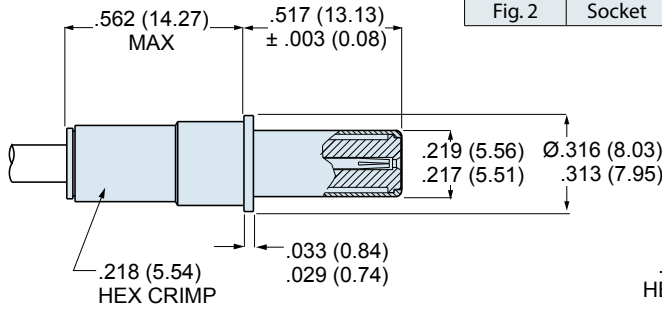


Fig. 1 Pin Contact
852-056-01

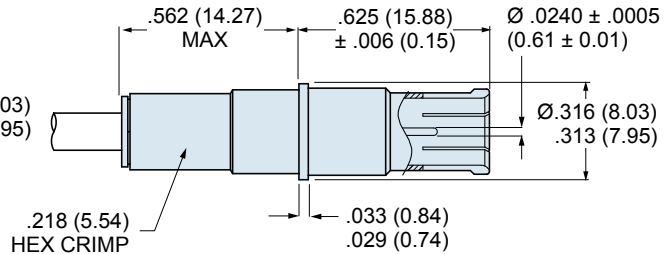


Fig. 2 Socket Contact
852-057-01

Materials, Finishes	
Contact body, center contact, ferrule	Copper Alloy
Contact finish	50 microinches gold over nickel plating
Dielectric	Teflon®

Specifications	
DESCRIPTION	REQUIREMENT
Nominal Impedance	75 Ohms
Frequency Range	0 – 4 GHz
Dielectric Withstanding Voltage	1300 Vac sea level, 250 Vac at 50,000 feet
Insulation Resistance	5000 megohms minimum
Durability	500 mating cycles

Contact Removal Tool

Plastic tool extracts wired contact from connector. First, remove sealing boot, then insert tool from rear of connector.

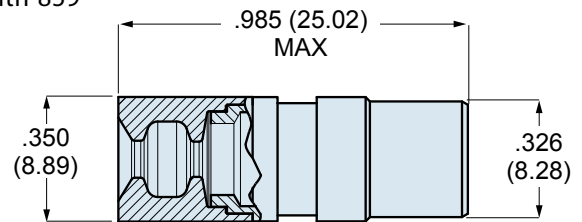
Size	Part Number	Military Part Number
#8	859-049	M81969/14-12



Sealing Boot

Optional sealing boot is recommended. Slide boot onto wire before terminating contact. After contact is installed in connector, slide boot forward into connector grommet to seal the contact cavity. "F" suffix on contact part number specifies contact supplied with 859-042-01 sealing boot.

Wire Dia. (in.)	Wire Dia. (mm.)	Part Number
.090 - .130	2.3 - 3.3	859-042-01
.130 - .170	3.3 - 4.3	859-042-02
.170 - .205	4.3 - 5.2	859-042-03



Dimensions in Inches (millimeters) are subject to change without notice.

Mighty Mouse Connectors with Size #8 Quadrax, Twinax, Coax or Power Contacts

Size #8 75 Ohm Coax Contacts 852-056-01 and 852-057-01



Mighty Mouse with #8 Contacts

Termination tools for size #8 75 ohm coax contacts



Terminate contacts to coaxial cable with precision hand tools. The inner contact is terminated to the center conductor of the cable with a M22520/2-01 hand tool and bayonet-type positioner. The outer ferrule is terminated to the cable shield with a M22520/5-01 parallel action crimper and a hex die.

A M22520/2-01 crimper. Requires **B** positioner, ordered separately. These crimp tools perform precision indents for gas-tight wire terminations and excellent tensile strength. Length is 6.75 inches, weight is approx. 10 oz.


C Parallel action tool terminates cable shield to contact ferrule. Use with **D** hex crimp dies. 11 inches OAL, 2.0 pounds. Anodized aluminum frame, steel mechanism, plastic handles. Accepts all M22520/5 die sets.

B Positioner. Use with **A** crimper, ordered separately. Positioner holds contact at proper depth.


D Hex die set for terminating cable shield to contact ferrule. Hardened steel, black oxide finish.

Figure	Part Number	Military Part Number	Daniels Part Number
A	809-015	M22520/2-01	AFM8
B	859-072	(none)	—
C	809-129	M22520/5-03	HX4
D	859-047	M22520/5-45	Y143

High performance 75 ohm coaxial cable



E 75 ohm coaxial cable for RS170 video applications. 50 dB shielding effectiveness. Tinned copper braid shield. Red FEP jacket.



F 75 ohm coaxial cable for RS170 video applications. 90 dB shielding effectiveness. 100% coverage aluminized plastic foil under tinned copper braid shield. ETFE jacket, white.



G 75 ohm coaxial cable for SMPTE 292M video applications. 110 dB shielding effectiveness. 100% coverage helical copper strip under tinned copper braid shield. ETFE jacket, white.

PIC™ brand video cable is specially designed and manufactured for reliable performance in aircraft systems and other harsh environments involving high temperature, EMI and corrosive materials. Improved strength, lower attenuation and better shielding compared with M17/94-RG179. Silver-plated conductor, foamed FEP dielectric, tinned copper braid, FEP or ETFE jacket. Syddrol resistant, RoHS compliant, meets FAA FAR Parts 23 and 25, Appendix F flammability, complies with MIL-DTL-17.

	E	F	G			
Glenair Part No.	960-130	960-131	960-132			
Ref. PIC™ Part No.	V75268	V76261	V73263			
Impedance (ohms)	75	75	75			
Shielding Effectiveness (dB)	50	90	110			
Video Application	RS170	RS170	SMPTE 292M			
First Shield	Tinned copper braid, 95% coverage					
Second Shield	None	Aluminized film, 100% coverage	Silver plated helical copper strip, 100%			
Temperature Rating	-65° to +165° C	-65° to +165° C	-65° to +165° C			
Minimum Bend Radius	0.6 in. (15mm.)	0.6 in. (15mm.)	0.65 in. (16.5mm.)			
Weight (lbs/100 ft.)	1.2 lbs	1.1 lbs	1.5 lbs			
Capacitance (pF/ft)	16.0	16.0	16.0			
Velocity of Propagation %	80	80	80			
Time Delay	1.28		1.28			
Attenuation (dB/100 ft)	Nominal	Max.	Nominal	Max.	Nominal	Max.
1 MHz	0.51	0.55	0.49	0.52	0.43	0.58
10 MHz	1.70	1.77	1.6	1.71	1.4	1.6
100 MHz	5.3	5.7	5.1	5.5	4.5	5.0
400 MHz	11.1	11.8	10.6	11.3	9.6	10.6
1.45 GHz	23.0	24.6	21.9	23.4	20.0	22.0
3 GHz	35.0	37.4	33.7	36.1	30.9	34.0

Dimensions in Inches (millimeters) are subject to change without notice.

K